




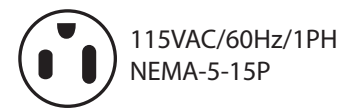
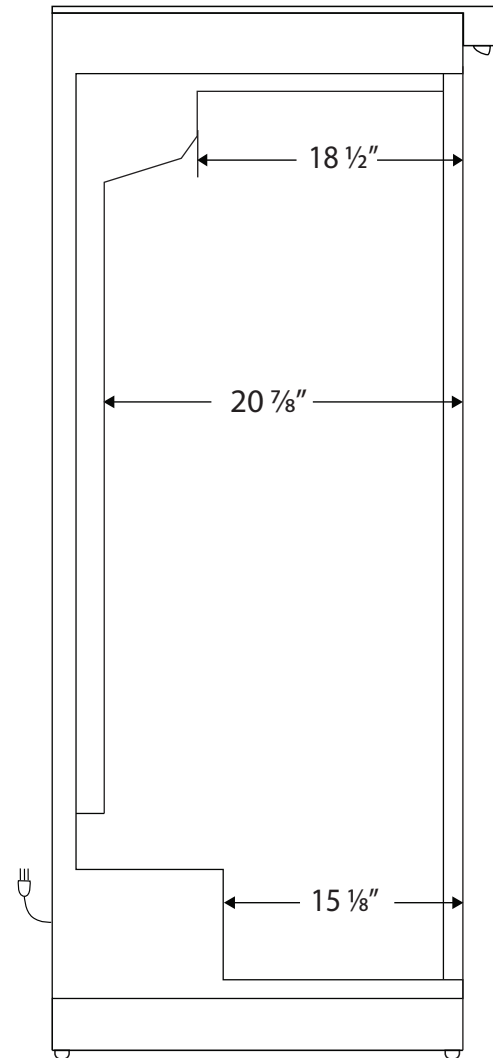
CUTSHEET

Interior BSI-HC-FRP-17

Front View



Side View



Cu. Ft	Defrost	Door	Int Door	Shelves	Interior Dim.			Refrigerant	H.P.	Amps	Weight
					W"	D"	H"				
17	Cycle	1 Solid	0	5 Adj.	26 1/4	20 7/8	58 1/2	R600a	1/4	3	210 lbs.

Note: Interior dimensions are estimates and subject to change without notice