

PHERASTAR *Plus*

The **Flagship** for  
High-Throughput Screening



  
BMG LABTECH



## The **Flagship** for High-Throughput Screening

Whether you need sensitivity, speed or flexibility, the PHERASTAR<sup>Plus</sup> from BMG LABTECH is the ultimate solution for your research and HTS applications.


### Freedom to Perform All Your Assays

Whatever your application, the PHERASTAR<sup>Plus</sup> will do it. This compact and versatile multidetection microplate reader is able to perform all the leading non-isotopic detection technologies such as:

- Fluorescence Intensity, including FRET
- Fluorescence Polarization
- Time-Resolved Fluorescence, including TR-FRET
- AlphaScreen<sup>®</sup>
- Luminescence, including BRET
- Absorbance UV/Vis

The PHERASTAR<sup>Plus</sup> provides uncompromising sensitivity, speed and dynamic range. Not only does it support endpoint readings, but it is also capable of kinetic measurements and well scanning. Assay flexibility is enhanced by precise temperature control and multi-mode shaking capabilities. Sequential dual excitation, Simultaneous Dual Emission and ratiometric calculations are important features for multichromatic applications such as FRET, TR-FRET, BRET and FP.

Pre-installed Optic Modules for specific applications can be activated by a simple mouse click and all the necessary components are selected automatically. The flexibility and sensitivity of the PHERASTAR<sup>Plus</sup> are not compromised, even in 1536-well plates.



*... any plate format  
up to 1536*

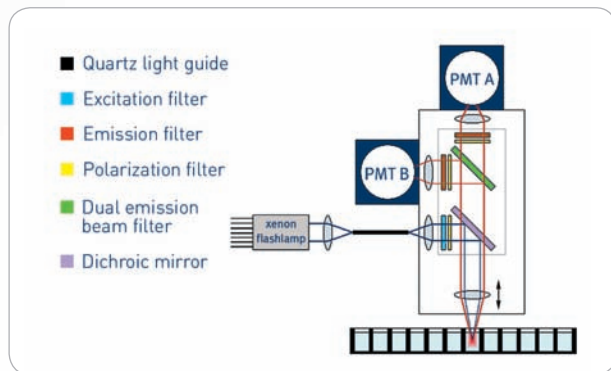
### Advanced Detection Modes

Fluorescence polarization, Homogeneous Time-Resolved Fluorescence and BRET are powerful detection methods that benefit from the Simultaneous Dual Emission technology of the PHERASTAR<sup>Plus</sup>. The sensitivity in fluorescence polarization mode allows you to work in the sub-nM concentration range.

The PHERAstar *Plus* is also optimized to perform AlphaScreen® measurements with high sensitivity due to the incorporation of a specific AlphaScreen® laser.

## New Optical Design

The outstanding sensitivity of the PHERAstar *Plus* is based on a new, innovative lens-based optical design which incorporates Simultaneous Dual Emission detection technology for all measurement principles. The optical system of the PHERAstar *Plus* directs the energy of the excitation light to a small focal point in the center of the well, giving excellent sensitivity in all plate formats up to 1536. In order to reach the highest performance in all detection modes, the reader contains a high energy xenon flashlamp for excitation and two matched pairs of photomultiplier tubes (PMTs) for light detection. The first pair of PMTs is used for simultaneous luminescence and fluorescence detection, the second pair of PMTs is used for simultaneous time-resolved fluorescence detection.



Schematic layout of the Simultaneous Dual Emission (SDE) optical pathway incorporated in the PHERAstar *Plus*

## Focal Height Adjustment

The PHERAstar *Plus* incorporates an automated focal height adjustment at a resolution of 0.1 mm. This feature eliminates the influence of microplate formats, sample volumes, surface tension and evaporation. Once determined, this optimized focal height setting is stored in the test protocol for future screenings.

The automated height adjustment of the focal point ensures the best signal-to-noise ratio for every plate, every application and every volume.

## Optic Modules

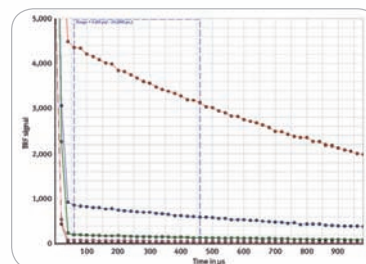
The assay specific Optic Modules are the key of the new optical design. They contain all the necessary optical components including excitation and emission filters, dichroic mirrors, beam splitters and polarization filters. Up to five Optic Modules can be accommodated in the PHERAstar *Plus* and the user can easily add or replace them as needed. All Optic Modules are bar-coded, and the PHERAstar *Plus* automatically selects the proper module for your assay.



Assay specific Optic Modules  
... all inclusive, easy to use,  
fully automated

## Decay Curve Monitoring

The PHERAstar *Plus* offers the unique Decay Curve Monitoring feature in AlphaScreen® and TRF modes. This feature enables users to graphically visualize the time-resolved emission curve and to optimize test parameters of their assays.



Unique TRF decay curve  
monitoring feature

## Simultaneous Dual Emission Detection

BMG LABTECH pioneered the technique of Simultaneous Dual Emission detection in multifunctional microplate readers. Because numerous assays require detection from two probes, Simultaneous Dual Emission offers a significant advantage by cutting read times in half and correcting for flash-to-flash variations. Measuring simultaneously corrects for assay effects such as photobleaching, decaying kinetic signals, ongoing biological processes, or

fluctuating conditions like temperature, pH and evaporation. Simultaneous Dual Emission detection can be used in any assay that measures two wavelengths or polarization vectors. This includes FP, FRET, and HTRF®.

### Sensitivity and Speed

The PHERAstar *Plus* combines fast read times necessary for High-Throughput Screening with the sensitivity to read small volumes. By choosing the number of flashes, the user can always find the best combination between sensitivity and speed. The PHERAstar *Plus* read times are among the fastest in the microplate reader industry. In flying mode, the PHERAstar *Plus* can read a 1536-well plate in 37 seconds.

The unsurpassed sensitivity of the PHERAstar *Plus* detection system provides outstanding S/N and Z' values, even at low concentrations and small assay volumes.

### Stacker and Robot Compatibility

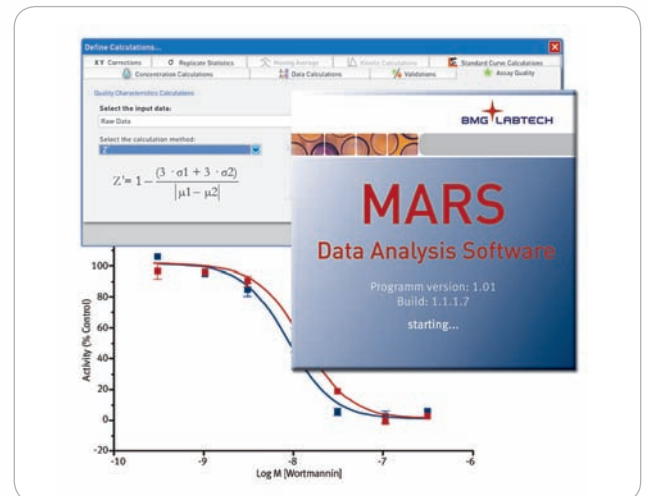
BMG LABTECH's standardized reader footprint and robotic software interface make it easy to integrate the PHERAstar *Plus* into all leading robotic systems. For medium level throughput, BMG LABTECH offers the 50 plate Stacker that can be used with the PHERAstar *Plus*. The Stacker is an ideal solution for mid-throughput labs that wish to have the small footprint of an automated plate feeder along with the simplicity and reliability the Stacker offers.



Automated plate handling with Stacker

### Control and MARS Data Analysis Software

The PHERAstar *Plus* software package provides an extensive range of possibilities for both test protocol definitions and data analysis. It is fully compliant with FDA regulation 21 CFR Part 11. The control software allows users to define instrument parameters and test protocols. For assay development, kinetic measurements can be interrupted at any time in order to change reaction conditions. Well organized, versatile, easy-to-use and powerful are just a few of the ways to describe the new MARS data analysis software package. It allows the user to display and process the data using predefined templates or to utilize an extensive range of data calculation features.



The MARS data analysis software provides sophisticated tools for automated data reduction

The software is also capable of creating standard curves based on the following curve fitting algorithm to calculate, for example, EC<sub>50</sub>, IC<sub>50</sub> and r<sup>2</sup> values:

- Linear regression fit
- 4-parameter fit
- Point-to-point fit
- Segmental regression fit
- Cubic spline fit
- 2<sup>nd</sup> and 3<sup>rd</sup> polynomial fit

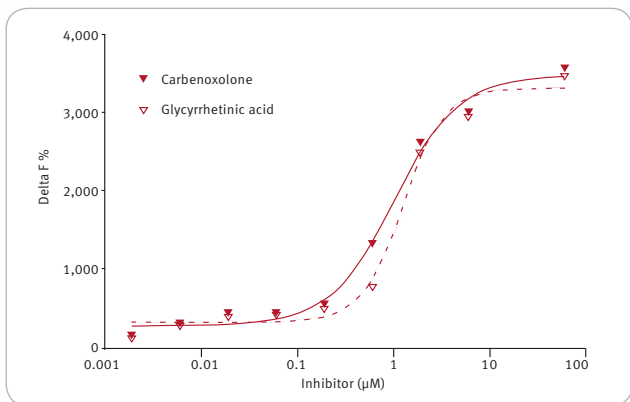
The MARS standard curve wizard creates a step-by-step calculation of a standard curve, and important parameters such as S/N, Delta F % and Z' are easily obtained.

## Applications Center

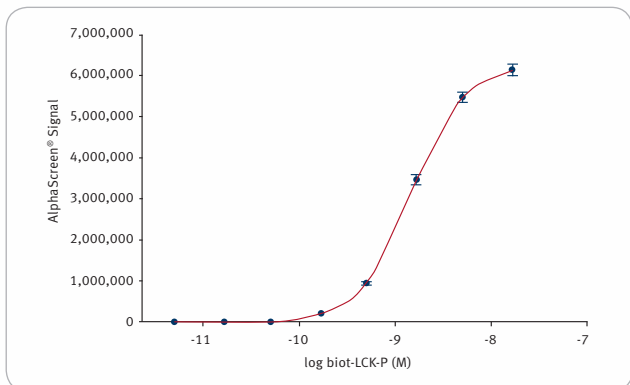
A perfectly engineered microplate reader is only part of the solution. The reader's ability to effectively perform all of the leading applications is the final piece of the puzzle. With the PHERAstar Plus, BMG LABTECH offers a unique combination of features to support all major existing applications as well as future needs. Applications include:

- Protein-protein interactions
- Genotyping
- Molecular binding assays
- Receptor-ligand binding
- DNA and protein quantification
- Enzyme activity and kinetic assays
- Cell-based assays
- Reporter gene assays

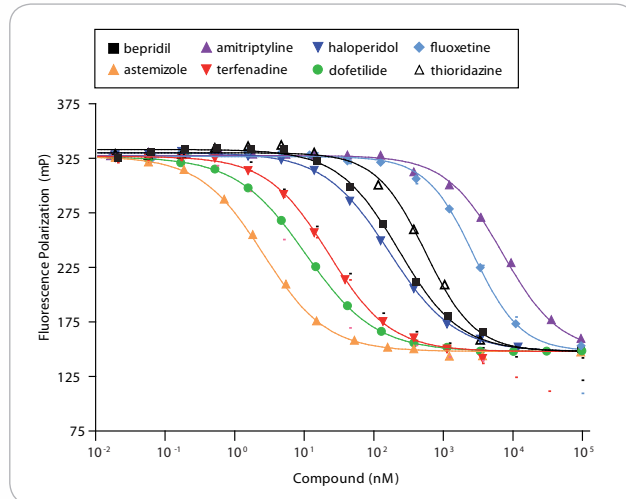
The PHERAstar Plus provides excellent performance in all HTS applications, as illustrated in the following graphs for HTRF®, AlphaScreen® and FP assays.



HTRF® assay showing inhibitor response curves of cortisol inhibitors



Biot-LCK-P titration curve measured in AlphaScreen® mode



Competitive binding assay of known hERG blockers using the Predictor™ hERG FP assay

BMG LABTECH continuously works with all the leading reagent companies to optimize instrument settings for their existing assays and their newest chemistries.

Visit BMG LABTECH's Applications Center online to download all the leading applications, listed as:

- Application Notes
- Scientific Posters
- Scientific Papers

BMG LABTECH's searchable applications database provides the expertise expected from a dedicated microplate reader company. With well over 1,600 entries of peer reviewed articles, application notes and scientific posters, there is information on how to perform countless applications on our microplate readers.

## Support and Training

BMG LABTECH operates globally through an extensive network of subsidiaries and trained distributors. Customers can rely on PhD level support and assistance with regard to software, assay development, or general enquiries related to the PHERAstar Plus and all other BMG LABTECH microplate reading solutions.

# PHERASTAR<sup>Plus</sup> - Technical Specifications



Due to the modularity of BMG LABTECH's instruments, all or combinations of the features below can be installed at purchase or upgraded at any time. Please contact your local representative for more details or a quote.

<b>Detection Modes</b>	Fluorescence Intensity - including FRET Fluorescence Polarization High-End AlphaScreen® Luminescence - including BRET Time-Resolved Fluorescence - including TR-FRET UV/Vis Absorbance	
<b>Measurement Modes</b>	Top reading Endpoint and Kinetic measurements Sequential Multi Excitation measurements Sequential Multi Emission measurements Simultaneous Dual Emission measurements Real-time ratiometric measurements Well Scanning	
<b>Microplate Formats</b>	Up to 1536-well plates, user-definable	
<b>Light Sources</b>	High energy xenon flashlamp Solid state Laser for AlphaScreen®	
<b>Detectors</b>	Four photomultiplier tubes, optimized for different detection modes	
<b>Optic Modules Capacity</b>	Up to five application specific Optic Modules built in	
<b>Z-Adjustment</b>	Automatic focal height adjustment (0.1 mm resolution)	
<b>Spectral Range</b>	230 - 750 nm or 230 - 900 nm for ABS, FI, FP, TRF, TR-FRET 230 - 750 nm for LUM	
<b>Sensitivity</b>	FI:	0.5 pM Fluorescein (10 amol/well) (384) 2.0 pM Fluorescein (16 amol/well) (1536)
	FP:	1.0 mP SD at 1 nM Fluorescein (384) 3.0 mP SD at 1 nM Fluorescein (1536)
	TRF:	25 fM Europium (0.5 amol/well) (384) 100 fM Europium (0.8 amol/well) (1536)
	HTRF®:	Reader Control Kit (Eu) after 18h (384) Delta F > 1100 % (High Calibrator) Delta F > 25 % (Low Calibrator) LUM:10 amol/well ATP (384)
	AlphaScreen®:	< 100 amol* (384)
	ABS:	Dynamic range: ±0.000 - 4.000 OD ± 0.005 OD for OD range 0.0 to 2.0 (384) ± 0.010 OD for OD range 2.0 to 3.0 (384)
<b>Read Times</b>	1 flash:	19 s (384), 37 s (1536)
	10 flashes:	41 s (384), 1 min 53 s (1536)
	50 flashes:	1 min 35 s (384), 5 min 29 s (1536)
<b>Shaking</b>	Linear, orbital, and double-orbital with user-definable time and speed	
<b>Incubation</b>	+5°C above ambient up to 45°C	
<b>Software</b>	License-free software package including Reader Control and MARS Data Analysis Software	
<b>Dimensions</b>	Width: 44 cm, depth: 48 cm, height: 42 cm; weight: 36 kg	
<b>Accessories</b>		
<b>Stacker</b>	Magazines for up to 50 plates - continuous loading feature	
<b>THERMOstar</b>	Microplate Incubator and Shaker	
<b>Optic Modules</b>	Available for all applications	
<b>Upgrades</b>	Upgrades to include options such as additional detection modes, etc. are available. Please contact your local representative for more information.	

## Headquarters

**Germany**  
BMG LABTECH GmbH  
Hanns-Martin-Schleyer-Str. 10  
77656 Offenburg  
Tel. +49 781 969 68 0  
Fax +49 781 969 68 67  
germany@bmglabtech.com

## Australia

BMG LABTECH Pty. Ltd.  
2/24 Carbine Way  
Mornington, Victoria, 3931  
Tel. +61 3 59 73 47 44  
Fax +61 3 59 73 47 11  
australia@bmglabtech.com

## France

BMG LABTECH SARL  
7, Rue Roland Martin  
94500 Champigny s/Marne  
Tel. +33 1 48 86 20 20  
Fax +33 1 48 86 47 07  
france@bmglabtech.com

## Japan

BMG LABTECH JAPAN Ltd.  
2F TS-1 Building  
1-6-2, Shimo-cho  
Omiya-ku  
330-0844 Saitama City  
Tel. +81 48 647 72 17  
Fax +81 48 647 72 18  
japan@bmglabtech.com

## UK

BMG LABTECH Ltd.  
P.O. Box 73  
Aylesbury Bucks HP20 2QJ  
Tel. +44 1296 336650  
Fax +44 1296 336651  
uksales@bmglabtech.com

## USA

BMG LABTECH Inc.  
13000 Weston Parkway  
Suite 109  
Cary, NC 27513  
Tel. +1 877 264 52 27  
Fax +1 919 678 16 40  
usa@bmglabtech.com

HTRF is a registered trademark of Cisbio international.  
AlphaScreen is a registered trademark of PerkinElmer, Inc.  
Predictor is a trademark of Invitrogen Corp.

\* Limit of detection < 100 amol of biotinylated and phosphorylated polypeptide [P-Tyr-100 assay kit, PerkinElmer, #6760620C], measured in white 384 small volume microplates (17 µL/well)

Sensitivity is calculated according to the IUPAC standard:  $3(SD_{blank})/slope$ .  
Specifications are subject to change without notice.

[www.bmglabtech.com](http://www.bmglabtech.com)